


Leading the World in Avionics Interface Solutions

ARINC 429

MIL-STD-1553



Focus on Quality

Designing to the highest Standards

Demanding avionics applications require the best. Founded in 1989, Condor Engineering pursues a single mission: *to meet the application demands of the avionics industry with world class interface solutions.*

Our company's growth has followed a natural evolution driven by changing customer needs. Originally focused entirely on test and simulation equipment, we have evolved to also become a leading edge supplier of embedded and maintenance interface solutions. Today, Condor continues to redefine total solutions as we have become our industry's premier supplier of MIL-STD-1553 and ARINC databus systems.

Dedication to quality drives our business. As an ISO 9001:2000 registered manufacturer, Condor designs to demanding avionics standards requirements. Condor solutions are used across a wide range of avionics settings worldwide, from aircraft and simulators to test cells, labs and manufacturing plants, where developers and technicians demand performance.

Your Needs

The Template of Our Design

Condor designs solutions that accommodate the long life cycles of avionics products. Addressing issues of compatibility and portability, we meet the evolving needs of our customers. For example, some Condor customers started with PC/AT on DOS, then migrated through all the Windows versions, and are now running their applications using Windows XP on CompactPCI boards. This may sound like a marathon migration, but it was achieved with only minor changes to support technological advances. Condor is also attuned to parts obsolescence issues, making efforts to provide consistent products to support long product life cycles. From powerful and easy-to-use Windows-based bus analyzers, to ruggedized, conductively cooled flight hardware, Condor's cost-effective solutions and superior support provide maximum value to our customers.



Interface Hardware and Embedded Solutions

Open Architecture - Broad Compatibility

Condor manufactures a full range of interface hardware which supports avionics databuses on a broad range of hardware platforms including PCI, CompactPCI, PC/104, PC/104-Plus, PC/AT, PCMCIA, IP, PMC, VME and VXI. These products provide exceptional performance, ease of use, flexible configurations, quality construction and an industry-leading three-year warranty. Condor also provides state-of-the-art "Core" technology for embedded 1553 and MMSI interface solutions.

Software Tools and Support

Accelerating Application Development

By providing extensive, high-level, API (Application Programming Interface) libraries that speed application development, Condor adds exceptional value to its hardware products. Support for Windows XP, 2000, NT, Me, 98, 95, Linux, VxWorks, Solaris, LynxOS, LabVIEW, Lab Windows/CVI, Visual Basic and other operating environments is available.

Our software tools reduce development and integration time by providing intuitive, flexible access to the hardware with control of all interface functions. When coupled with Condor's unequaled technical support and understandable documentation, our software tools enable truly integrated system solutions.

Test and Maintenance Solutions

Simplified Control over Complex Operations

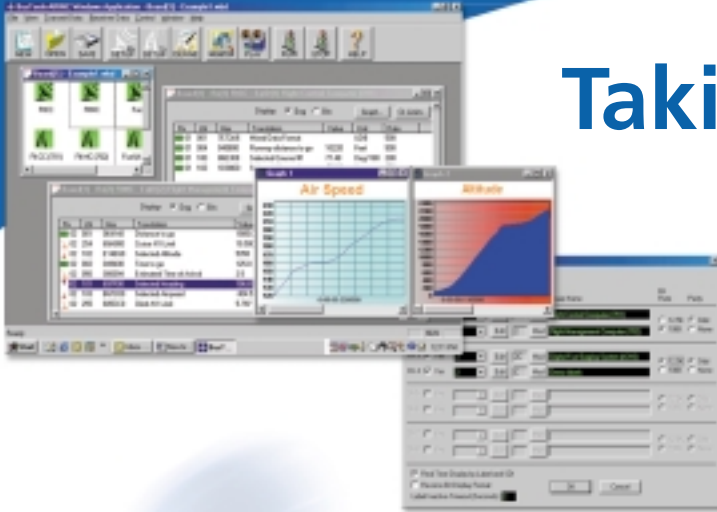
Condor provides integrated application packages that deliver comprehensive, advanced test and simulation solutions. Our powerful Windows-based, *BusTools* GUI application software for MIL-STD-1553, MMSI and ARINC databus applications gives you simplified control over receive, transmit, logging and analysis functions. Using our advanced GUI interfaces, you can analyze bus traffic, quickly generate or modify messages and view received data in engineering units. Condor's *BusTools/ARINC*, *BusTools/1553* and *BusTools/MMSI* solutions control multiple buses simultaneously while filtering data, logging received traffic to disk, charting and displaying data in real-time. Load commercial aircraft LRUs with Condor's ARINC 615 Data Loader, either in the cockpit or in the lab.

A SHORT GLOSSARY...

A quick description of common terms and protocols supported by Condor Engineering. For detailed information and your free tutorial, contact Condor.

MIL-STD-1553A/B — Common digital communication protocol found in many military applications—aircraft, missiles, ships, etc. Multi-drop, 2-wire signal. Message based, one megabit data rate.	ARINC 429 — Most common digital communication protocol in commercial aircraft. Point-to-point, 2-wire Bi-Polar Return-to-Zero signal. 32 bit data words. 100K or 12.5K bit rate.	Williamsburg Protocol — A software protocol layer on top of ARINC 429 used to transfer blocks of data.
MMSI — Miniature Munitions Stores Interface. 2-wire, 10 megabit 1553 protocol transmitted using RS-485 transceivers. Also called Enhanced Bit Rate 1553 (EBR-1553).	ARINC 453/708 — One megabit data rate, 2-wire, Manchester-encoded serial bus used for output of weather radar data to the display.	ARINC 615 — Data loading protocol for computers on commercial aircraft. Controls upload and download of operational programs and databases.
ARINC — Aeronautical Radio, Inc. Organization responsible for maintaining specifications for commercial aviation industry.	ARINC 561 — Older specification, usually 6-wire. ARINC 568 is similar. 32 bit words, 11K bit rate.	SAE — Society of Automotive Engineers. Organization responsible for MIL-STD-1553 and EBR-1553 specifications.
ARINC 419 — A collection of specifications that predate ARINC 429. Includes ARINC 561, 568, 571, 573, 575, 579, 582, and 585.	ARINC 573/717 — Flight data recorder output format, 2-wire, Harvard Bi-Phase or BPRZ bit encoded, 12 bit words.	AFDX — Avionic Full Duplex Switched Ethernet. AFDX is a term that applies to an Airbus 380 implementation of the ARINC 664 specification.
	ARINC 575 — Older specification very similar to ARINC 429.	ARINC 664 — An avionic network based on the commercial standard 100 Mbps full duplex switched Ethernet system.

Taking Bus Analysis to a Higher Altitude



BusTools/ARINC *ARINC Bus Analysis Tool*

Condor Engineering's *BusTools/ARINC* is the only solution for bus analysis, simulation, maintenance and data logging of ARINC 429, 561/6, 573, 575, 717, CSDB and Williamsburg protocols. Simultaneously control, log and display data from a single Windows XP, 2000, Me, NT, 98 or 95 based program on PCI, CompactPCI, PC/AT, PC/104 and PCMCIA platforms. From its intuitive, icon-driven interface, you can quickly configure powerful Condor hardware. View data in familiar engineering units, chart labels in real-time, create transmit scenarios, control discretes, and log or playback bus traffic.

FEATURES

<ul style="list-style-type: none"> n Control simultaneous Rx and Tx functionality on multiple boards 	<ul style="list-style-type: none"> n Individually edit/create scheduled messages while receiving and transmitting
<ul style="list-style-type: none"> n Easy-to-use, icon-driven GUI on Windows XP, 2000, Me, NT, 98, 95 	<ul style="list-style-type: none"> n Scenario generator includes ramping in engineering units
<ul style="list-style-type: none"> n PCI, cPCI, PC/AT, PC/104 and PCMCIA platforms supported 	<ul style="list-style-type: none"> n Simultaneous data logging and real-time playback over transmit buses
<ul style="list-style-type: none"> n Flexible, real-time data displays in engineering units, hex or binary 	<ul style="list-style-type: none"> n User-formatted real-time charting of multiple labels
<ul style="list-style-type: none"> n Powerful, interactive analysis features 	<ul style="list-style-type: none"> n Verify label frequency and data limits in real-time
<ul style="list-style-type: none"> n Display custom labels, including discrete descriptors and user-defined bit encoding 	<ul style="list-style-type: none"> n Williamsburg protocol GUI support available n Control and monitor discrete inputs and outputs



Hardware Interface Solutions

Extensive Selection for Diverse Applications

Condor Engineering provides an extensive selection of ARINC interface hardware to meet a wide variety of avionics applications. Our intelligent ARINC interface hardware offers a broad array of common features:

COMMON FEATURES	
<ul style="list-style-type: none"> n Dedicated, fully independent, receive and transmit channels 	<ul style="list-style-type: none"> n Supports maximum data throughput
<ul style="list-style-type: none"> n High performance processor and large, shared memory buffers 	<ul style="list-style-type: none"> n 32-bit time tagging n Automatic transmit slew rate adjustment (no jumpers)
<ul style="list-style-type: none"> n Supports <i>BusTools</i>/ARINC, Condor's Windows-based GUI for bus analysis, data logging and simulation 	<ul style="list-style-type: none"> n Multiple receive buffering modes and on-board transmit message scheduling
<ul style="list-style-type: none"> n High-level API (Application Programming Interface) libraries for Windows XP, 2000, Me, NT, 98, 95, Linux, VxWorks, LabWindows/CVI, source code and sample programs included 	<ul style="list-style-type: none"> n I/O Discretes that support avionics-level voltages n Multiple protocols available on same board n High-level LabVIEW, Solaris, VxWorks and other operating environments available



PMC CEI-820

- n Up to 32 independent ARINC 429 channels
- n Front panel and rear I/O connections
- n Up to 16 bi-directional discretes that support avionics-level voltages
- n Multiple configurations available
- n Extended operating temperature and conductive cooling options
- n High density Tx only configurations available
- n Support for ARINC 429, 561/6, 573, 575, 717, +



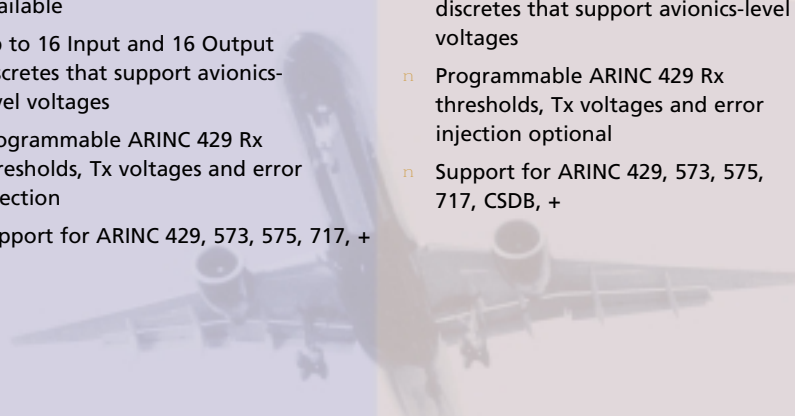
CompactPCI CEI-620

- n 3U CompactPCI card with up to 16 Rx and 16 Tx ARINC 429 channels
- n Front panel or backplane I/O configurations
- n Extended operating temperature available
- n Up to 16 Input and 16 Output discretes that support avionics-level voltages
- n Programmable ARINC 429 Rx thresholds, Tx voltages and error injection
- n Support for ARINC 429, 573, 575, 717, +



PCI CEI-520A

- n PCI card with up to 16 Rx and 16 Tx ARINC 429 channels
- n Support for universal PCI signaling voltages
- n Up to 16 Input and 16 Output discretes that support avionics-level voltages
- n Programmable ARINC 429 Rx thresholds, Tx voltages and error injection optional
- n Support for ARINC 429, 573, 575, 717, CSDB, +



ARINC 429



PC/104 CEI-420A

- n PC/104 card with up to 8 Rx and 8 Tx ARINC 429 channels
- n Up to 16 I/O discretes support avionics-level voltages
- n Extended operating temperature available
- n Optional PC/104-Plus pass-through connector
- n Support for ARINC 429, 573, 575, 717, +



PC/AT CEI-220

- n PC/AT card with up to 10 Rx and 10 Tx ARINC 429 channels
- n 4 Input and 4 Output discretes support avionics-level voltages
- n Programmable ARINC 429 Rx thresholds, Tx voltages and error injection
- n Support for ARINC 429, 561/6, 575



PCMCIA CEI-715

- n Type II PCMCIA card with up to 8 Rx and 4 Tx ARINC 429 channels
- n 4 KB RAM buffers per channel
- n Up to 4 bi-directional discretes support avionics-level voltages
- n Support for ARINC 429, 561/6, 573, 575, 717, CSDB



VME/VXI VME-AIC/VXI-AIC

- n 6U VME and C-size VXI intelligent solutions with up to 32 Rx and 32 Tx ARINC 429 channels
- n Modular product family with 4 MB RAM
- n Integrated software interface to multiple avionics protocols on same board
- n High-performance on-board message scheduling
- n LabVIEW and VxWorks high-level support available
- n Support for ARINC 429, 561/6, 573, 575, 582, 708, 717, RS-232/422/485, CSDB, +



IP Module IP-429HD

- n Up to 8 Rx and 8 Tx independent ARINC 429 channels
- n 4 KB dual-ported RAM buffers per channel
- n High level API libraries provided



IP Module IP-708

- n 1 Rx and 1 Tx channel of ARINC 708 data per module
- n 64 KB buffers for Rx and Tx
- n High level API libraries provided
- n Error injection

Modular Hardware Interface Solutions Multiple Protocols on a Single Card

Condor's modular product line gives you the flexibility to mix multiple avionics databus protocols on the same card which saves valuable expansion slots. Reduce development time with our powerful, high-level API and software driver support for many popular operating systems. Visit our web site and online product guides for product specifications and configuration options.

Mix / Match

Protocols	Platforms
429, 561/6, 573, 575, 708, 717, CSDB, MIL-STD-1553, RS-232/422/485	PCI, cPCI, VME, VXI, PC/AT

FlightLine / Data Loader



ARINC 615 Data Loading Factory, Lab and Flight Line Performance

Condor provides the only cross platform ARINC 615/603 LRU data loading solutions on the market today. By integrating our Windows-based software across multiple hardware platforms, Condor supports data loading of operational programs and databases for your factory, lab or flight line needs. When coupled with Condor PCMCIA, PCI, cPCI or PC/104 interfaces, our software supports applications ranging from easy-to-use, portable aircraft solutions to simultaneous, multiple LRU factory test stations.

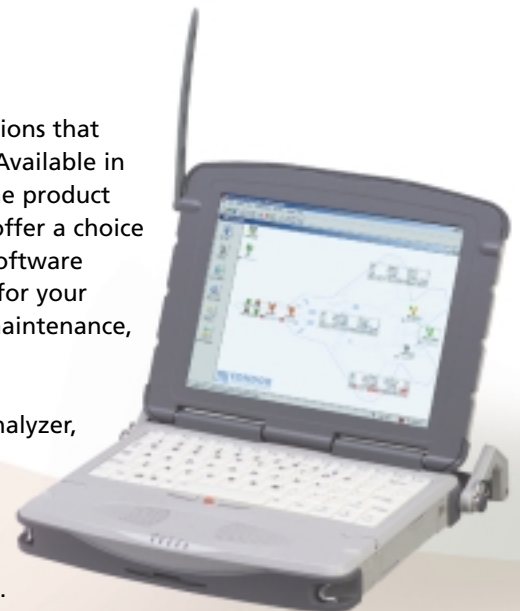
From a straight-forward GUI interface, Condor's integrated hardware/software data loading solution supports up to 16 simultaneous upload or download LRU sessions. Other features include: simplified device selection; saving and restoring session configuration information; traffic and protocol logging; along with session-specific progress and status indicators.

Custom solutions are also available.

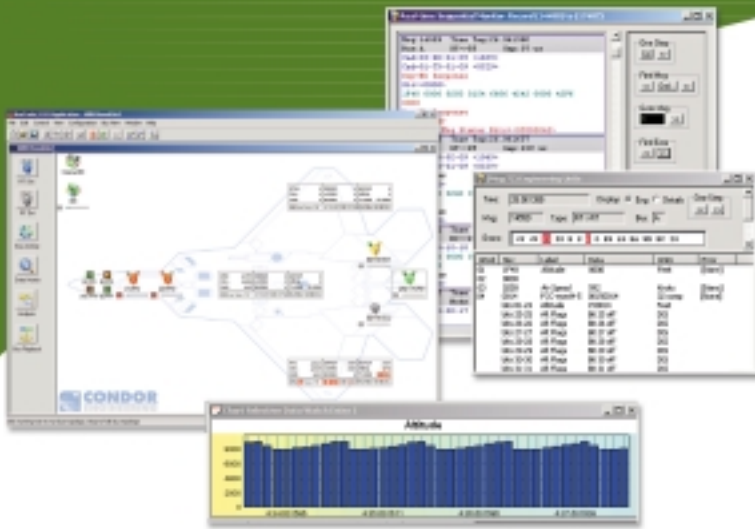
FlightLine Applications Bundled, Turnkey Solutions

Condor also offers turnkey bundled solutions that utilize a ruggedized portable computer. Available in tablet or notebook formats, the FlightLine product family can meet your requirements. We offer a choice of hardware platforms and a variety of software programs to create a FlightLine solution for your specific commercial or military avionics maintenance, data logging and test application.

If your requirements call for a databus analyzer, maintenance aid, ARINC 615 data loader, data recorder, custom software or a combination of applications, Condor's Sales Engineers will work with you to configure the optimal FlightLine solution. FlightLine packages integrate a rugged, general-purpose portable computer, Windows O/S, databus interface hardware, and powerful Condor application software.



Military Avionics Solutions Designed for Real World Applications



BusTools/1553 1553 Bus Analysis and Beyond

Condor's *BusTools/1553* takes MIL-STD-1553 bus analysis to a new level. Not only does *BusTools/1553* do everything you expect from a full-featured analyzer, but it offers extended features for high-level system integration and maintenance. Simultaneously control, log and display data from a single Windows XP, 2000, Me, NT, 98 or 95 based program on PCI, CompactPCI, PC/AT, PCMCIA, PMC, VME and VXI platforms.

FEATURES	
<ul style="list-style-type: none"> n Quickly monitor, archive, troubleshoot and simulate 1553 buses with an intuitive graphical user interface 	<ul style="list-style-type: none"> n Full BC and 31-RT simulation for 1553A/B systems. Dynamic data ramping and multiple buffer definition. Full ASCII file import and export capability for simulation buffers.
<ul style="list-style-type: none"> n Solve issues quickly by working at the system level 	<ul style="list-style-type: none"> n Advanced BC framing, aperiodic messages, start triggers and reserved mode code transmission.
<ul style="list-style-type: none"> n Multiple real-time monitoring options with full engineering units (EU) conversion from 32-bit floats to individual bit combinations with limit checking. 	<ul style="list-style-type: none"> n Add in your own custom processing DLL code. Simultaneous application access through "User DLL."
<ul style="list-style-type: none"> n Archive 100% bus loading on multiple channels simultaneously with real-time monitoring and full BC/31-RT simulation. 	<ul style="list-style-type: none"> n Verify BC or RT compliance with advanced error injection and detection options to the bit, word and message level.
<ul style="list-style-type: none"> n Multiple post-session EU views and file filtering/conversion to ASCII spreadsheet applications. 	<ul style="list-style-type: none"> n Tailor each channel's topology to create a custom schematic of the system under test. <i>BusTools/1553</i> provides the easiest method to troubleshoot cable problems – the most common 1553 failure.
<ul style="list-style-type: none"> n Full bus playback of archive or ASCII Files. Provides a flexible method to fully replay real bus traffic with RT level filtering. 	<ul style="list-style-type: none"> n 1760 check-sum support, RT hardwired addressing, advanced avionics level triggers, IRIG B encoding/decoding.
<ul style="list-style-type: none"> n Independent archive for detailed bus troubleshooting with up to 32 state triggering. 	

Hardware Interface Solutions

Comprehensive Capabilities, Flexible Configurations

Condor Engineering offers a wide range of intelligent MIL-STD-1553 interface hardware to meet your application needs. Our 1553 architecture product line provides massive on-board memory and intelligent protocol processing. High speed encoding/decoding capabilities enable buffering and recording of bus traffic with no data loss, while simultaneously scheduling 1553 messages without host intervention. Maximum repeatability, ensuring accurate MIL-STD-1553B, A or MacAir system interfacing, simulation and testing is guaranteed. Every board in Condor's soft-core 1553 product line is available in either single or multi-function configurations and includes an extensive array of common features. New interfaces are being developed - check our web site for the latest in 1553 and MMSI products.

1553 Architecture Boards

Rugged Performance and Easy Integration

COMMON FEATURES	
n 1 MB shared RAM per channel	n Real-time bus playback with RT edit mode
n Multi-function - simultaneous Bus Controller, 31 Remote Terminals and Bus Monitor operational modes	n I/O triggering, real-time scope trigger and error injection/detection
n Single-function - Bus Controller or 31 Remote Terminals or Bus Monitoring	n 45-bit microsecond timetags. IRIG/GPS synchronization capability
n Supports <i>BusTools/1553</i> for bus analysis, data logging and simulation	n Conditional BC branching on real-time message data or status
n Built-in Test	n Synchronize BC to external triggers
n Includes high-level, "abstract" 1553 API libraries for Windows XP, 2000, Me, NT, 98, 95, Linux, LynxOS, Solaris, VxWorks, LabWindows/CVI, Visual Basic and in source code with example programs	n Two levels of aperiodic message insertion
	n RT Map Monitoring
	n Discretes that handle avionics voltages
	n MIL-STD-1760 support



PMC QPMC-1553

- n 1, 2 or 4 dual-redundant channels
- n Front panel or rear (P14) I/O available
- n Optional IRIG B Receiver/Generator
- n Extended operating temperature and conductive cooling option
- n 1760 support and I/O discretes
- n Hardwired RT addressing
- n Variable voltage available



PCI QPCI-1553

- n 1, 2 or 4 dual-redundant channels
- n On-board Test Bus
- n UUT transformer connection
- n 1760 support and I/O discretes
- n Hardwired RT addressing
- n IRIG B Receiver/Generator included
- n Support for universal PCI signaling voltages
- n Variable voltage available



PC/104 & PC/104-Plus Q104-1553-P

- n 1, 2 or 4 dual-redundant channels
- n 1760 support and I/O discretes
- n Hardwired RT addressing
- n Extended operating temperature optional
- n Optional IRIG B Receiver/Generator
- n Native PC/104-Plus configurations

MIL-STD-1553



VME QVME-1553

- n 1, 2 or 4 dual-redundant channels
- n Front panel or rear I/O available
- n 1760 support and I/O discretes
- n Internal diagnostic bus
- n Hardwired RT addressing
- n IRIG B Receiver/Generator optional
- n Extended temperature and conductively cooled options
- n Variable voltage available



VXI QVXI-1553X

- n 1, 2 or 4 dual-redundant channels
- n 1760 support and I/O discretes
- n Internal diagnostic bus
- n Hardwired RT addressing
- n IRIG B Receiver/Generator optional
- n Variable voltage available



CompactPCI QcPCI-1553

- n 1, 2 or 4 dual-redundant channels (cPCI-1553 photo shown)
- n Front panel or rear I/O available
- n Optional IRIG B Receiver/Generator
- n Extended operating temperature and conductive cooling options
- n 1760 support and I/O discretes
- n Hardwired RT addressing
- n Variable voltage available



PC/AT ISA-1553

- n PC/AT (ISA) interface with 1 or 2 independent MIL-STD-1553 channels
- n Variable output voltage



PCMCIA PCCARD-1553

- n Type II PCMCIA (PC Card) form factor card with one MIL-STD-1553 channel
- n Variable voltage available
- n Direct and transformer coupling supported
- n DC IRIG B Receiver standard
- n All electronics are internal



IP Module IP-D1553


- n One or two independent MIL-STD-1553 interfaces per single-wide IP Module
- n Multi-function or single-function interfaces
- n Input/Output triggering and error injection/detection
- n Optional IRIG B Receiver/Generator



MMSI PMC-MMSI

Powerful interface solutions are available for the new MMSI/EBR-1553 protocol. Available in PMC, PCI or cPCI formats, these single-function cards can operate as a BC, multiple RT or Bus Monitor. Up to 12 RTs are supported. API support for Windows and VxWorks is provided.

Condor also offers *BusTools/MMSI*. This single-function Windows GUI application program provides Bus Analysis, Simulation and Data Logging tools to meet your MMSI testing and simulation requirements.



CORE Products

Ultimate Solutions for Production Systems

The traditional solution for deployed military programs has been the use of expensive, specialized ASIC or fixed integrated circuit devices for MIL-STD-1553 and MMSI interfaces. Condor's CORE-1553® and CORE-MMSI® product families offer avionics designers the path to reduced chip counts, higher MTBF, increased functionality and lower costs. Licensed as Intellectual Property (IP), CORE products provide unparalleled design options.

Users can combine Condor's CORE products with other system circuits into a single PLD device, saving valuable board space, increasing functionality, reducing dependence on sole-source ASIC component suppliers and taking advantage of decreasing FPGA/PLD pricing on medium to long-term production runs.

- n MIL-STD-1553 SAE AS-4111 RT validated
- n Individual function or multi-function 1553 cores
- n On or off-chip RAM options
- n Xilinx and Altera FPGA/PLDs supported
- n 1760 compliant
- n Standard and custom solutions available

Contact the Condor Sales force to discuss your application requirements.

Product Environmental Guidelines

Easy Choices for Tough Conditions

Condor Engineering products are available in multiple environmental design configurations. Visit our web site for more details.

Commercial

Commercial boards use commercial temperature grade parts (0°C to 50°C minimum) and employ standard commercial design practices.

Ruggedized

Ruggedized products use industrial temperature grade parts (-40°C to 85°C) and design techniques that take into account both sine and random vibration and shock.

Conduction Cooled


Conduction Cooled products use industrial temperature grade parts (-40°C to 85°C), employ enhanced ruggedized product design requirements and include appropriate heat dissipation components.

Extended Products

Extended Products are based on Commercial, Ruggedized or Conduction Cooled grade products and through temperature chamber screening, the environmental ranges of operation are validated.

Conformal Coating

Conformal Coatings typically provide the ability to operate in environments where condensation occurs.



Dedicated Support

Customer Service You Can Count On

11 Interface of Products and People

Why do the most successful and well-known avionics companies use Condor Products? Many customers were attracted by our reputation for developing innovative, powerful and reliable product solutions. Other users have found our unique combination of hardware flexibility and software support to be unequalled in the industry. Why have they remained our loyal customers? One of the most important reasons is our people. Condor takes special pride in hiring, training and retraining the industry's finest customer support professionals.

- n Responsive support for critical applications
- n Knowledgeable staff
- n Professional service
- n Online technical support
- n Extensive documentation

www.condoreng.com





Online Technical Support *The Advantage of Instant Access*



Some of our customers prefer finding answers in their own way, on their own schedule. In response to their needs, Condor introduced an online technical support tool. Condor Gold provides our registered customers with easy and convenient access to support. Condor Gold is a rich resource of sample programs, unlimited free software updates, product documentation and much more. As a registered Condor Gold user, you can also search our knowledge base and find data that fills your technical needs.

ISO 9001:2000 *Higher Standards of Quality*



ISO 9001:2000 registered, Condor continues to demonstrate its commitment to excellence and our relentless quest for continuous improvement. This demonstrates that we understand the quality concerns of the aerospace industry and that our products and services will meet your quality expectations.

Customization *Designed to Your Specifications*

Along with our extensive standard product offerings, Condor also provides customization services for commercial and military interface applications. If a standard Condor product doesn't offer exactly the features, platform or functionality you require, our experienced engineering staff can provide cost-effective, custom solutions to meet your needs.

Programming Solutions

Software Makes the Difference

While hardware is the most visible product of Condor technology, our software programming tools further distinguish us. Condor's software tools provide a level of flexibility, power, speed and ease of use, which stands alone in the industry.

Reducing application development time is a key objective. Designed for commercial and military product lines, Condor's high level Application Programming Interfaces (APIs) are designed to help customers move forward quickly. With this goal in mind, Condor APIs are not only consistent across hardware platforms (such as PCI, VME, etc.), but are also maintained across operating systems including Windows XP, 2000, Me, NT, 98, 95, Linux, LynxOS, VxWorks and Solaris.

Condor is constantly evolving its matrix of supported environments in response to market demands. You can find the latest releases of supporting software easily through Condor Gold's online updates. Supported programming environments include Microsoft Visual C++, Visual Basic, Borland C++, National Instruments LabWindows/CVI and LabVIEW. Count on Condor for total solutions.

- n Software development support on a wide range of platforms
- n Reduce your application development time
- n Intuitive, flexible access to hardware with control of all interface functions
- n Software tools to enable truly integrated system solutions



Corporate Overview

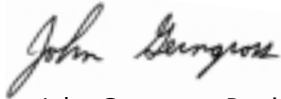
Condor Engineering is the leader in the design and manufacture of high quality, cost-effective, avionics interface solutions. Our product portfolio includes embedded, test, simulation and maintenance solutions for Commercial (ARINC 429, ARINC 615 Data Loader, CSDB, etc.) and Military (MIL-STD-1553, MMSI, etc.) avionics databuses.

Condor Engineering has a very simple operating philosophy of providing the best possible technical product, excellent customer service, expert sales staff, competitive prices and a fun work environment for our employees. Our boards, software and intellectual property products are designed to remove the risk of integration for your application. We realize that standards compliance, software integration, parts obsolescence management and long term support are key for a successful relationship with our customers.

Avionics interface solutions are our only business and our long term strategic focus. As a privately held company, Condor remains free from demands faced by publicly traded companies. We have enjoyed steady, continuous growth fueled by increasing demand for our quality products. Condor's commitment to quality is reinforced by our industry leading three-year warranty, our ISO 9001 registration and our steady focus on our customers' success.

We highly value you as a customer and your success is our success. You have my assurance that Condor will do its best to meet your needs.

Sincerely,



John Gerngross, President



Flight Path of Success

Condor Engineering has achieved remarkable growth since its inception. Here are some of the key coordinates on our flight path of success.

n **Product Design**

Condor hardware and software is designed for maximum flexibility, reliability and performance utilizing the latest "soft-core" technology.

n **Quality**

Condor's ISO 9001:2000 registration covers all sectors of our business – engineering design, development, sales, production and administration. This sends a clear message to our customers about our commitment to operational excellence and continuous process improvement.

n **Support**

Condor offers unequalled technical support at no charge to clarify, assist and help keep your project moving. We especially pride ourselves on the quality of our software support.

n **Solutions**

We understand your needs and provide complete product solutions, integrating software, hardware, documentation and support.

n **Stable and Focused**

Condor Engineering has always been totally focused on avionics interface products. We will be here for you in the future when you have a question or need to purchase additional products. We are privately held, conservatively managed and debt free.

n **Warranty**

Our THREE-YEAR limited warranty leads the industry.



Corporate Headquarters

101 W. Anapamu Street
Santa Barbara, CA 93101 n USA
tel 805.965.8000 n fax 805.963.9630
sales@condoreng.com

European Office

"Shenstone House" n 30 The Smithy
Devauden, Monmouthshire n Wales, NP16 6QA
United Kingdom
tel 44.1291.650998 n fax 44.1291.650944